

Définition : Un triangle isocèle est un triangle

**Exercice 1** : Construire un triangle ABC isocèle en A tel que  $AB = 8 \text{ cm}$  et  $BC = 5 \text{ cm}$ .

$$\widehat{BAC} = \dots\dots\dots^\circ$$

$$\widehat{ABC} = \dots\dots\dots^\circ$$

$$\widehat{ACB} = \dots\dots\dots^\circ$$

Schéma :

**Exercice 2** : Construire un triangle ABC isocèle en B tel que  $AB = 6 \text{ cm}$  et  $\widehat{ABC} = 40^\circ$ .

$$\widehat{BAC} = \dots\dots\dots^\circ$$

$$\widehat{ABC} = \dots\dots\dots^\circ$$

$$\widehat{ACB} = \dots\dots\dots^\circ$$

Schéma :

**Exercice 3** : Construire un triangle ABC isocèle en A tel que  $AC = 5 \text{ cm}$  et  $\widehat{ABC} = 50^\circ$ .

$$\widehat{BAC} = \dots\dots\dots^\circ$$

$$\widehat{ABC} = \dots\dots\dots^\circ$$

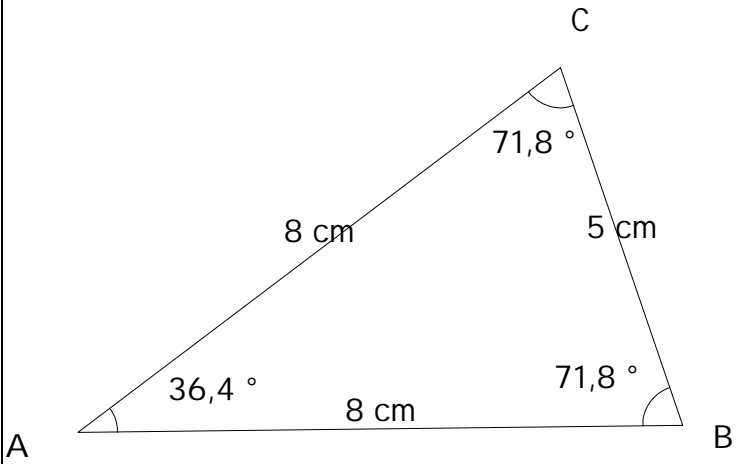
$$\widehat{ACB} = \dots\dots\dots^\circ$$

Schéma :

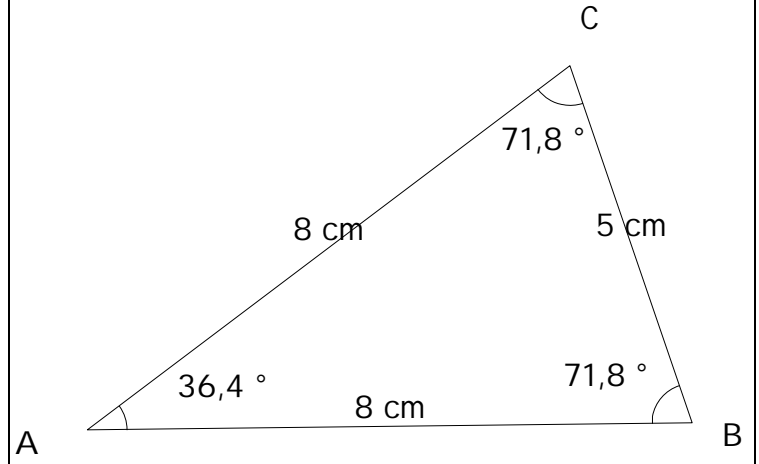
Remarque (à propos des angles) : Dans un triangle isocèle

**Exercice 4** : Construire un triangle ABC isocèle en C tel que  $AB = 8 \text{ cm}$  et  $\widehat{BAC} = 40^\circ$ .

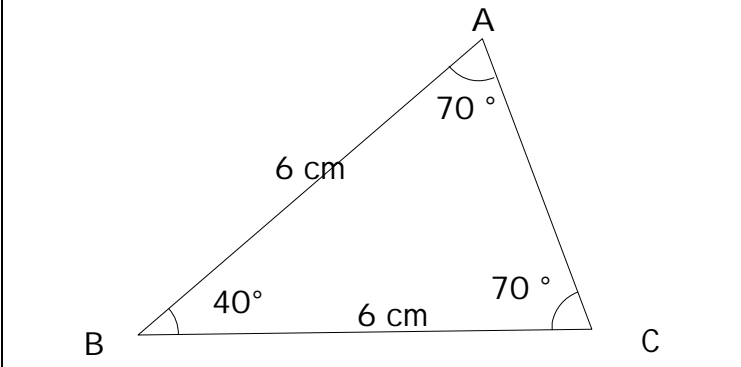
**Exercice 1 (Fiche 1) :**



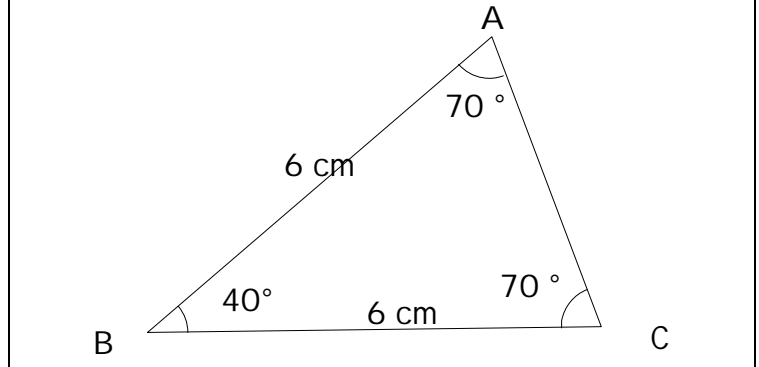
**Exercice 1 (Fiche 1) :**



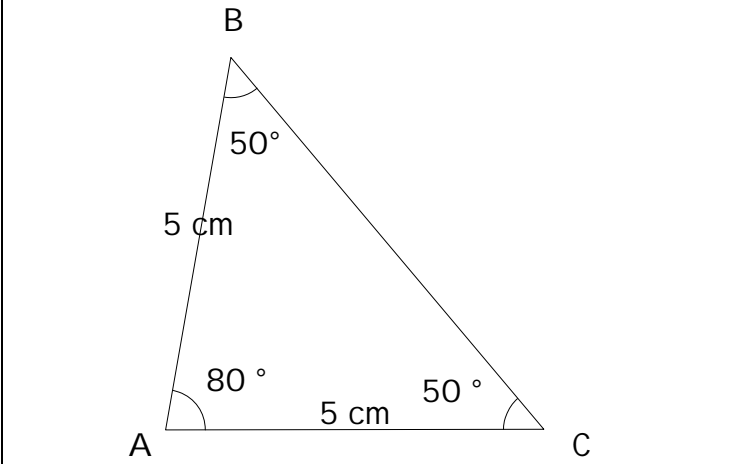
**Exercice 2 (Fiche 1) :**



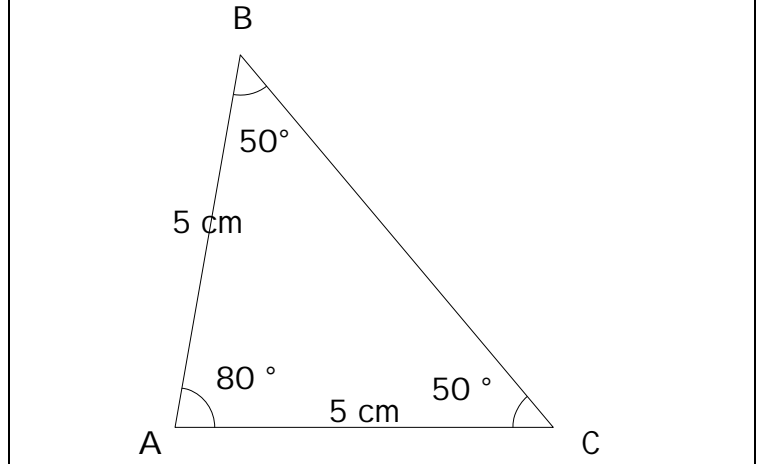
**Exercice 2 (Fiche 1) :**



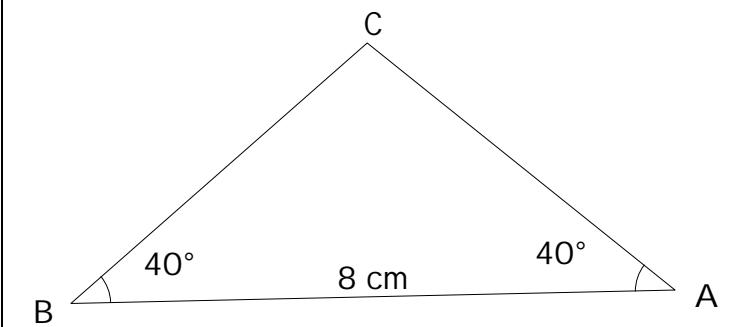
**Exercice 3 (Fiche 1) :**



**Exercice 3 (Fiche 1) :**



**Exercice 4 (Fiche 1) :**



**Exercice 4 (Fiche 1) :**

