

Trigonométrie dans le triangle rectangle : rappels

Activité 1 : Compléter le tableau ci-dessous en effectuant les mesures nécessaires sur les figures 1 à 3

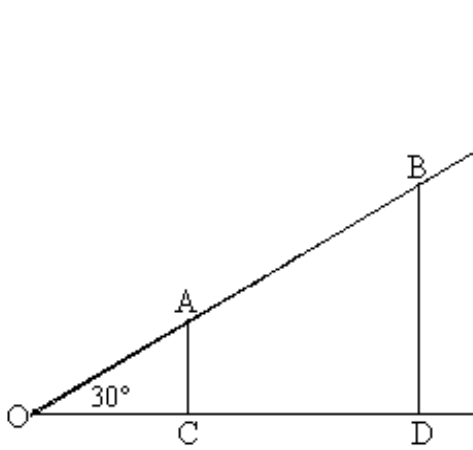


figure 1

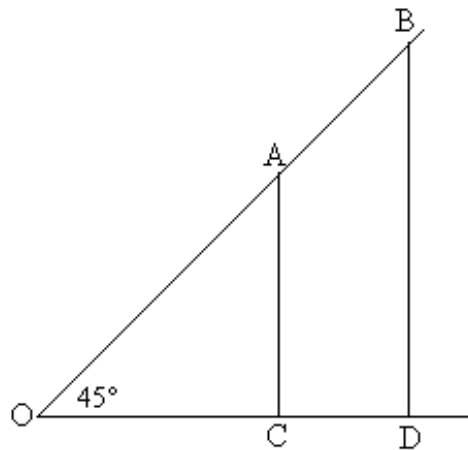


figure 2

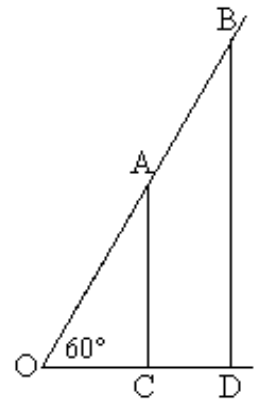


figure 3

	$\frac{OC}{OA}$	$\frac{OD}{OB}$	$\text{Cos } \hat{O}$	$\frac{AC}{OA}$	$\frac{BD}{OB}$	$\text{Sin } \hat{O}$	$\frac{AC}{OC}$	$\frac{BD}{OD}$	$\text{Tan } \hat{O}$
figure 1									
figure 2									
figure 3									

Activité 2 : A l'aide des résultats de l'activité 1, calculer les angles des figures 4 à 7.

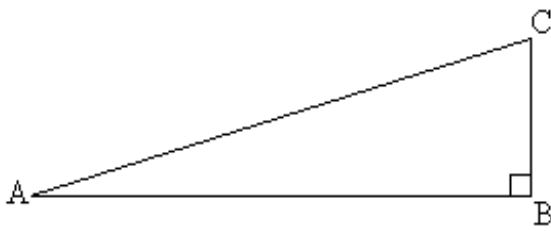


figure 4

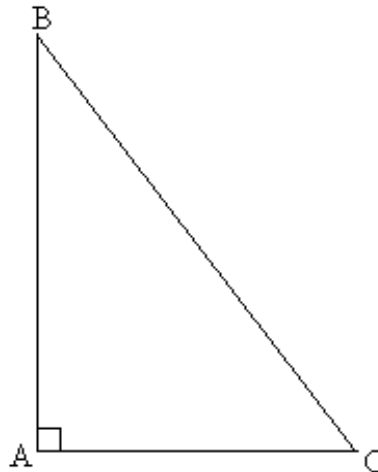


figure 5



figure 6

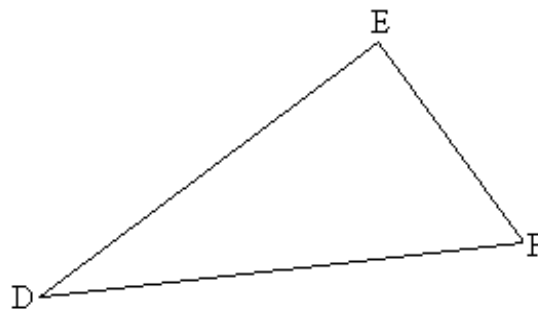


figure 7